

March 2021



Dear École Rivière-Rouge Families,

We have had a strong beginning these past two months, despite our unique circumstances this school year.

École Rivière-Rouge has been a wonderful place to see our students learn and grow. We have observed the many ways our staff has created healthy and inviting physical, social, emotional, and academic environments for their students.

Please follow our school Instagram @ecoleriviererouge55 which demonstrates weekly stories of exciting learning.

As most of our students have returned to school, we are really looking forward to our Student Celebrations. This is a wonderful opportunity to share your child's progress, both academic and social.

Student Celebrations will be held virtually or via a dial-in functionality (audio only) in Microsoft Teams on Thursday, March 18th after school and Friday, March 19th during school hours. There will be no classes on Friday. Report cards will be available online on Wednesday, March 17th.

Please see attached for Microsoft Teams instructions and guidance to prepare for your virtual meeting. Your child's teacher will also send you a link.

Book your meeting time for Homeroom teachers through Parent Connect under "Interview". This portal will be open from 3pm Friday, March 12th until noon, Wednesday, March 17th. For a meeting time with our Music, Violin or Physical Education teachers, please call the office at (204) 697-5962.

We have appreciated the support of our families as we continue to do our best to keep our students and staff safe at this time.

Principal Teacher / Directrice

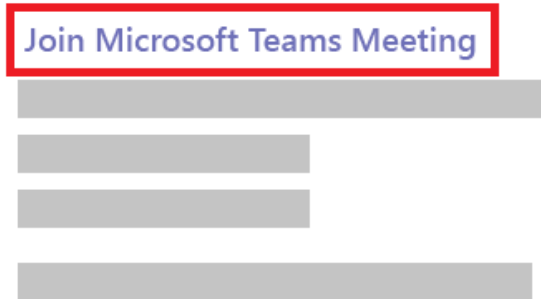
Mme Gaudet

Vice Principal / Directrice-adjointe

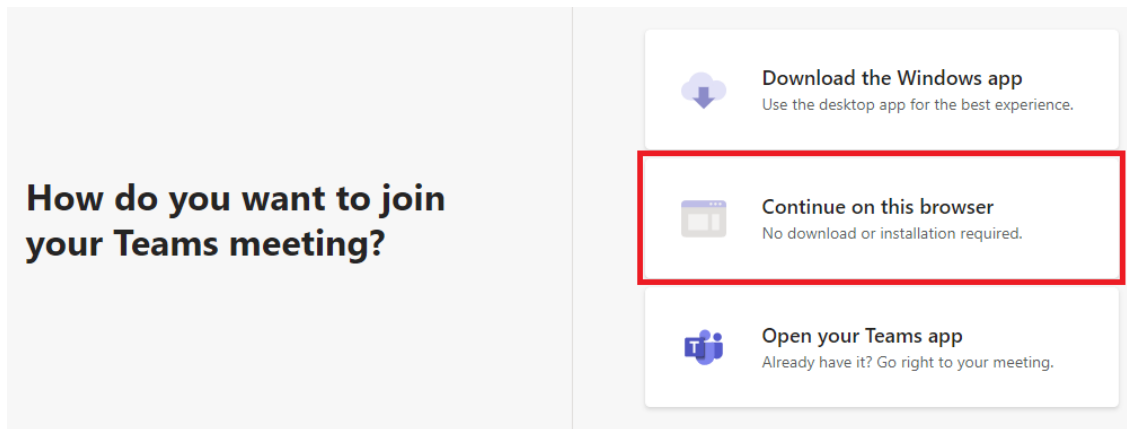
Mme Loewen

How to Join a Meeting through Computer Web Browser

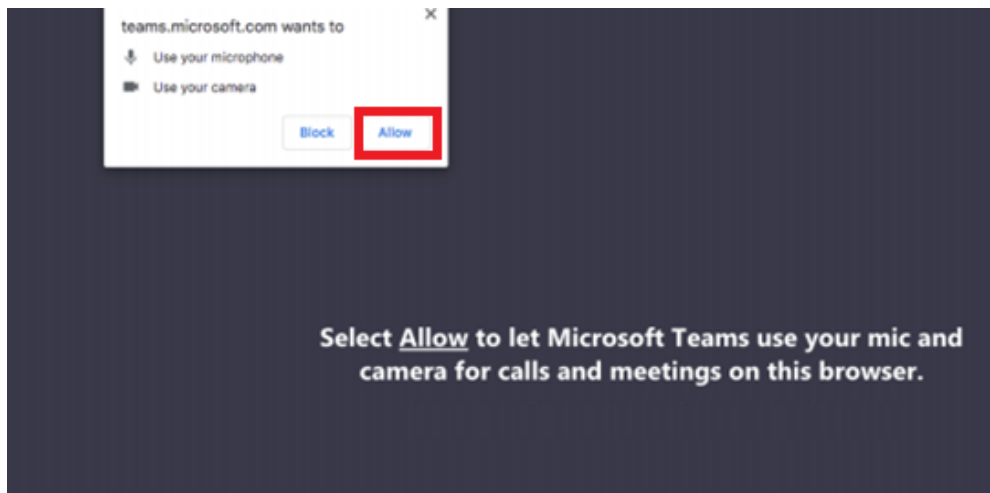
Go to your email inbox then click the **'Join Microsoft Teams Meeting'** link from the email invitation. Ensure you are using Microsoft Edge or Google Chrome to access the web version:



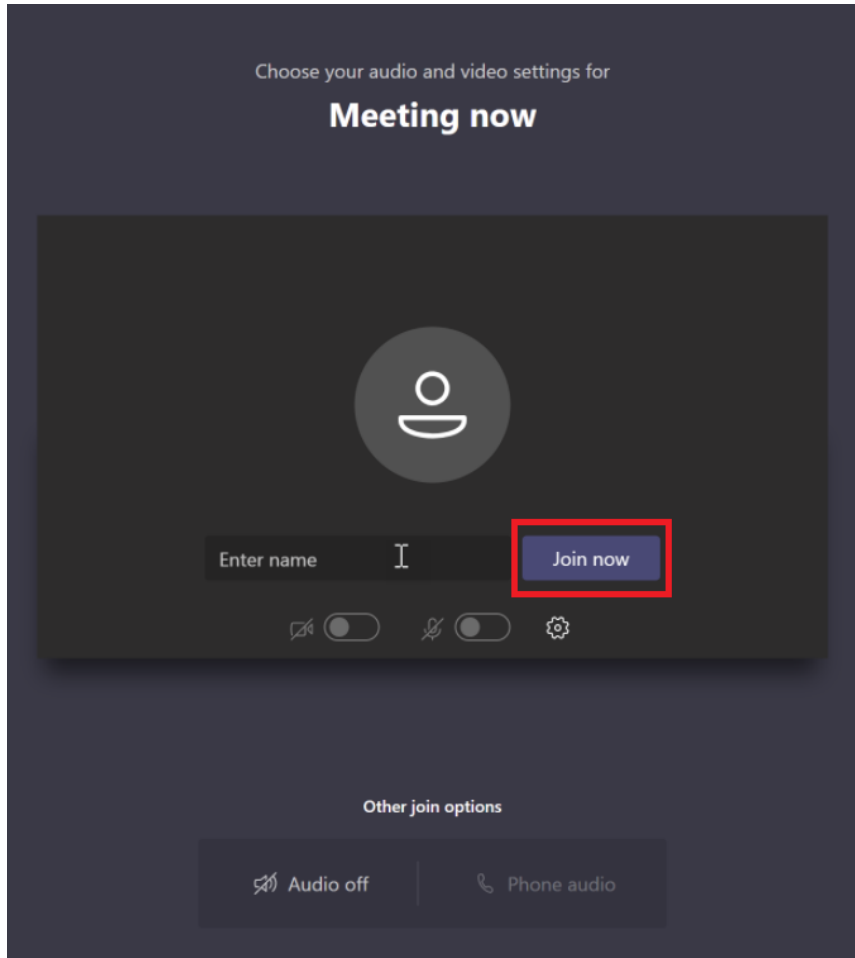
Click the **'Continue on this browser'**.



Important: Please select **'Allow'** for Microsoft Teams to use your microphone and camera.




Please enter your Full Name. Be sure to toggle the switch beside the camera and microphone to enable the camera and microphone then **click 'Join now'**.



Microsoft Teams Installation for iOS (iPhone & iPad)

Please select the **'App Store'**.



Once into the App Store please type in **'teams'** in the search at the top of the screen. Click **'get'** beside the application icon to download and install.



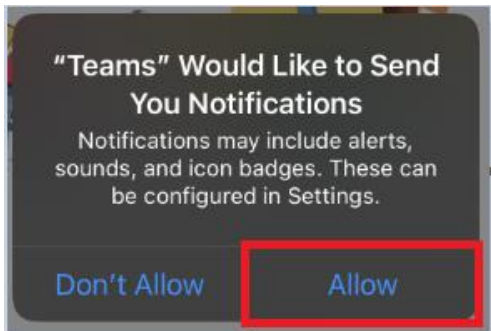
Once the installation has completed exit the App Store (swipe up or click the home button).

Go to your email inbox then click the **'Join Microsoft Teams Meeting'** link from the email invitation.

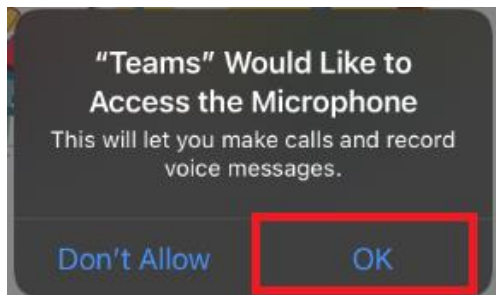
Join Microsoft Teams Meeting



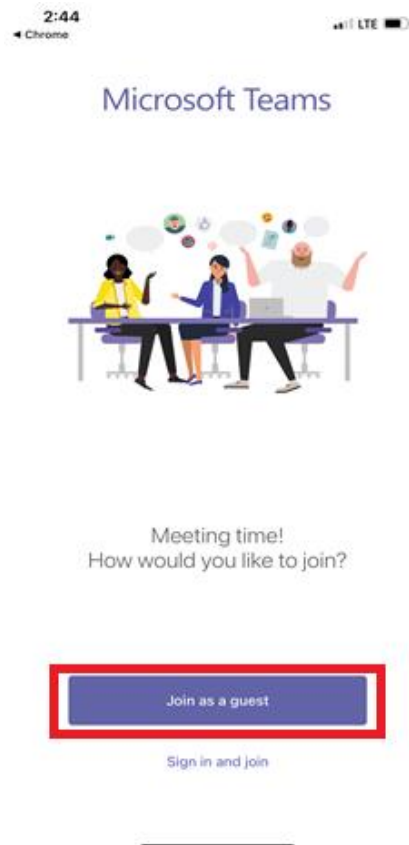
You may be prompted to allow Teams to Send You Notifications, please click **'Allow'**.



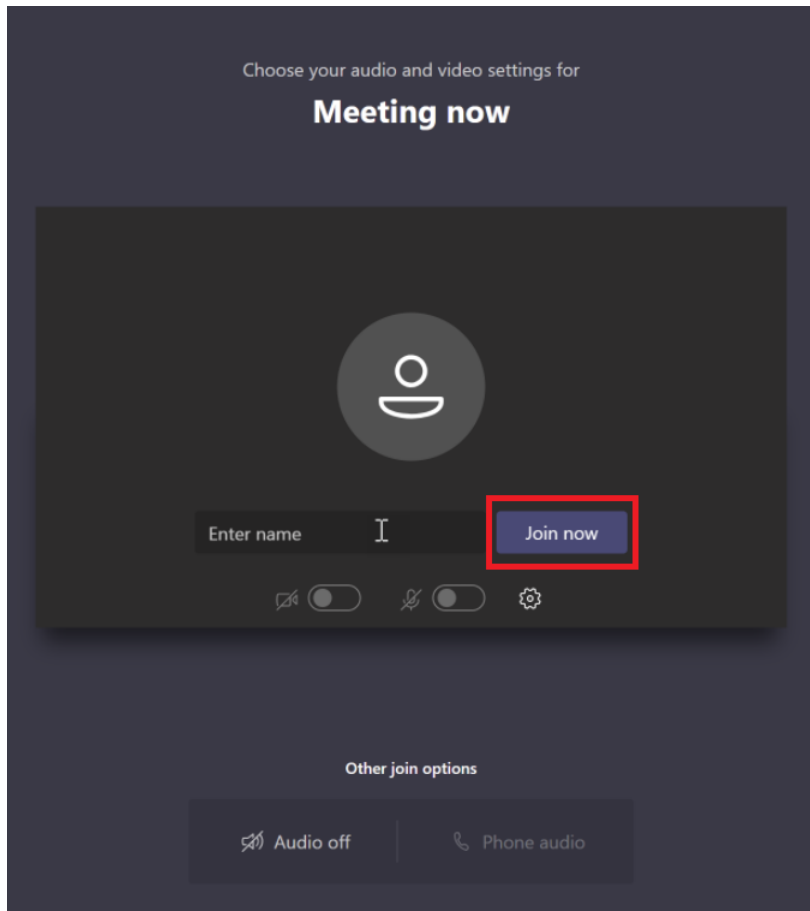
You may also be prompted to allow Teams to Access the Microphone, please click **'OK'**.



Microsoft Teams will ask you if you want to Sign in and join or Join as a Guest. Please select **'Join as a Guest'**.

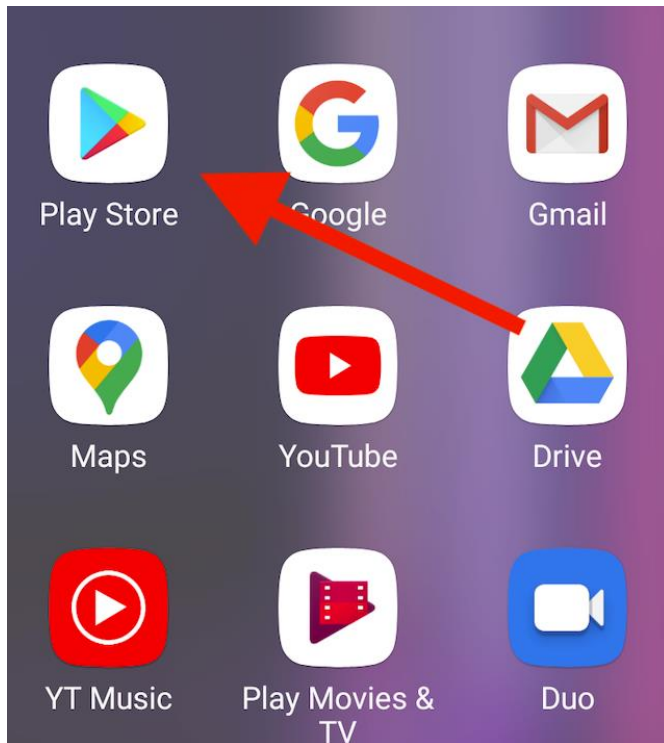


Please enter your Full Name. Be sure to toggle the switch beside the camera and microphone to enable both the camera and microphone then click **'Join now'**.




Microsoft Teams Installation for Android Devices

Please select and open the **'Play Store'**.



Click on the search button (magnifying glass) and type in **'teams'**.
Select the app Microsoft Teams by Microsoft Corporation then click Install.



Once the installation has completed exit Play Store by clicking the square icon on the bottom of the screen or back button.

Go to your email inbox then click the **'Join Microsoft Teams Meeting'** link from the email invitation.

Join Microsoft Teams Meeting



Microsoft Teams will ask you if you want to Sign in and join or Join as a Guest.
Please select **'Join as a Guest'**.

Microsoft Teams



Meeting time!
How would you like to join?

Join as a guest

Sign in and join



Important: you may be prompted to allow Teams to access your camera and microphone; click "OK" to allow Teams to access your camera microphone so that you can participate in video chat.

Please enter your Full Name. Be sure to toggle the switch beside the camera and microphone to enable both the camera and microphone then click **'Join now'**.

