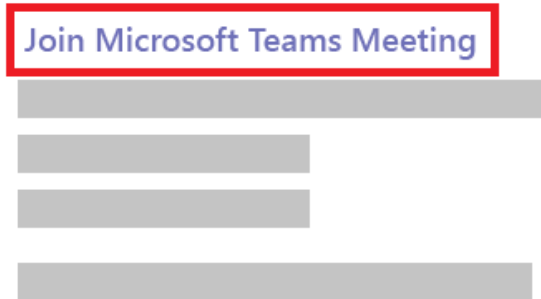
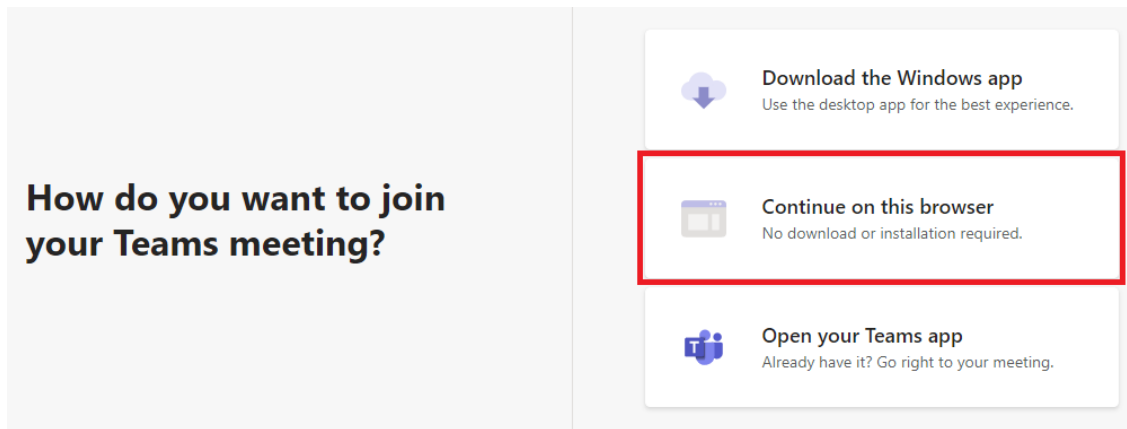


## How to Join a Meeting through Computer Web Browser

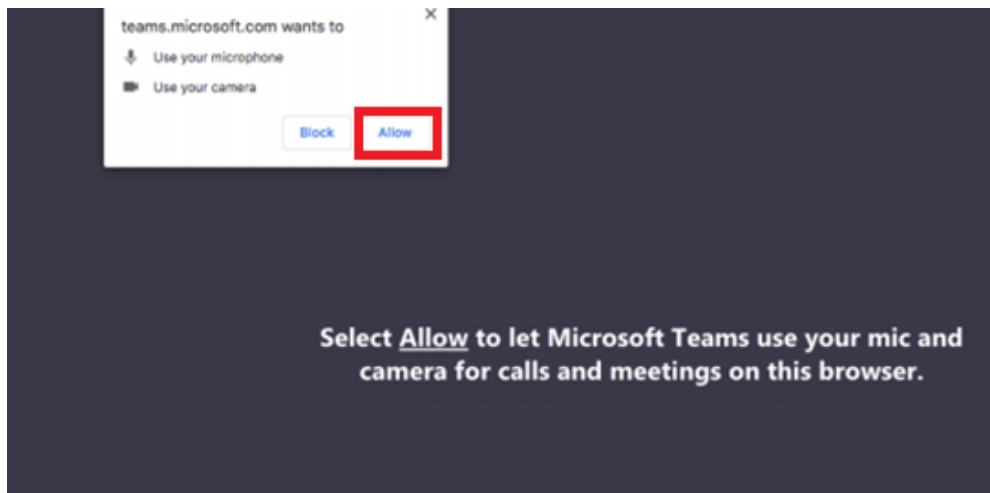
Go to your email inbox then click the **'Join Microsoft Teams Meeting'** link from the email invitation. Ensure you are using Microsoft Edge or Google Chrome to access the web version:



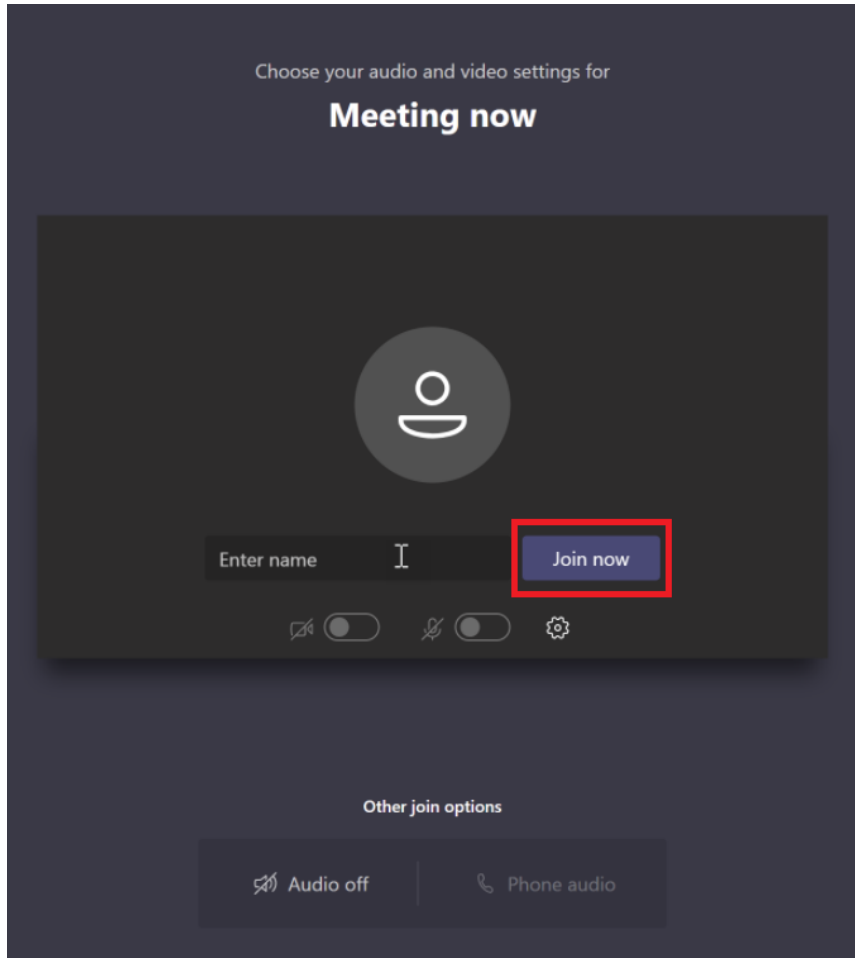
Click the **'Continue on this browser'**.



**Important:** Please select **'Allow'** for Microsoft Teams to use your microphone and camera.




Please enter your Full Name. Be sure to toggle the switch beside the camera and microphone to enable the camera and microphone then **click 'Join now'**.



## Microsoft Teams Installation for iOS (iPhone & iPad)

Please select the **'App Store'**.



Once into the App Store please type in **'teams'** in the search at the top of the screen. Click **'get'** beside the application icon to download and install.



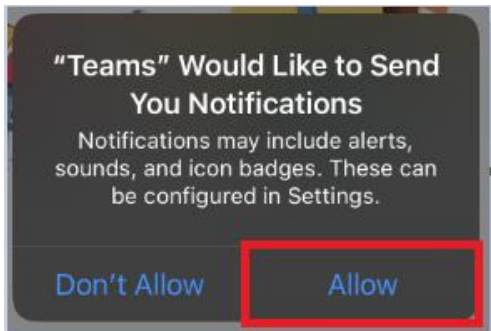
Once the installation has completed exit the App Store (swipe up or click the home button).

Go to your email inbox then click the **'Join Microsoft Teams Meeting'** link from the email invitation.

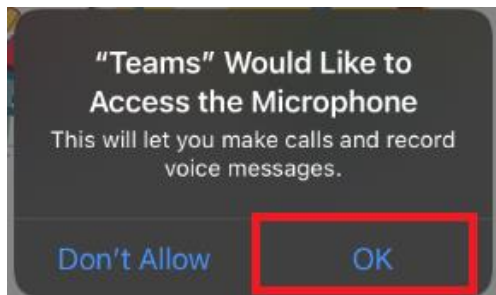
**Join Microsoft Teams Meeting**



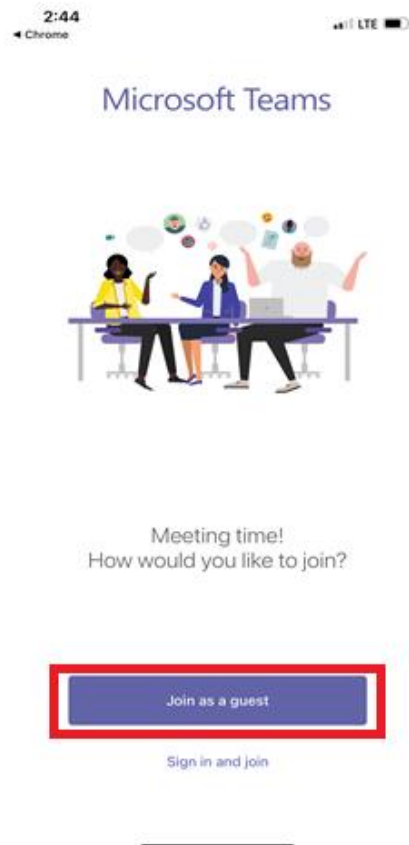
You may be prompted to allow Teams to Send You Notifications, please click **'Allow'**.



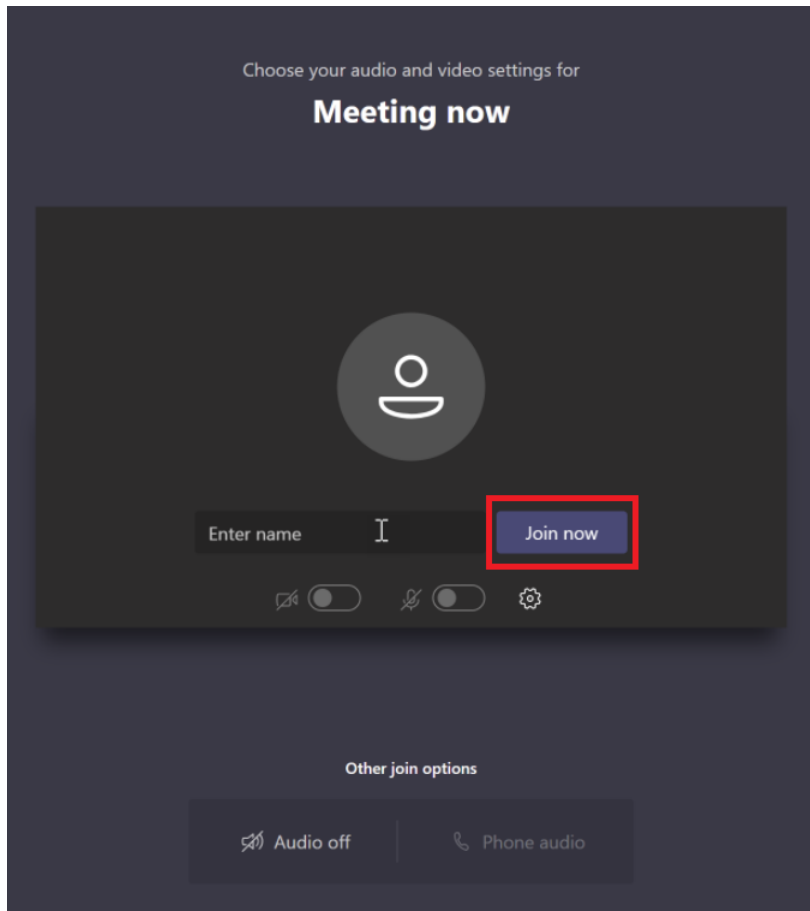
You may also be prompted to allow Teams to Access the Microphone, please click **'OK'**.



Microsoft Teams will ask you if you want to Sign in and join or Join as a Guest. Please select **'Join as a Guest'**.

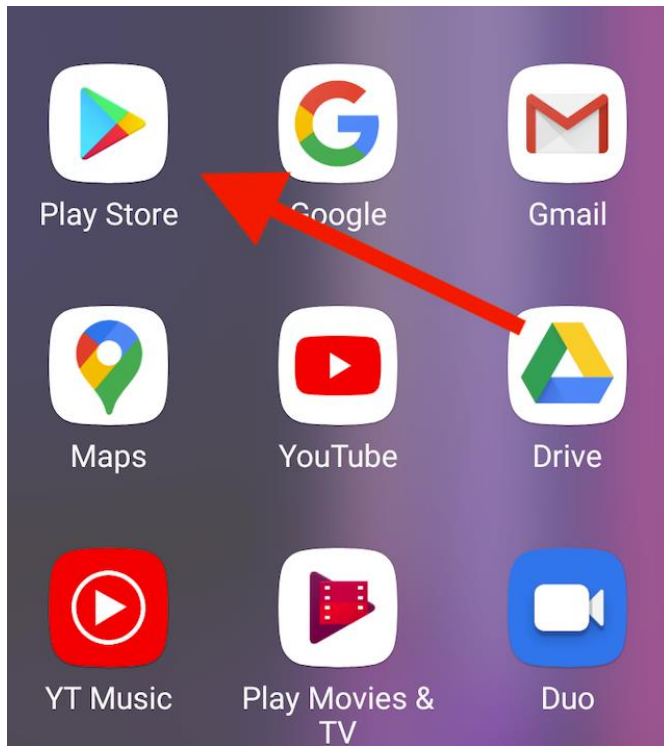


Please enter your Full Name. Be sure to toggle the switch beside the camera and microphone to enable both the camera and microphone then click **'Join now'**.




## Microsoft Teams Installation for Android Devices

Please select and open the **'Play Store'**.



Click on the search button (magnifying glass) and type in **'teams'**.  
Select the app Microsoft Teams by Microsoft Corporation then click Install.



Once the installation has completed exit Play Store by clicking the square icon on the bottom of the screen or back button.

Go to your email inbox then click the **'Join Microsoft Teams Meeting'** link from the email invitation.

**Join Microsoft Teams Meeting**



Microsoft Teams will ask you if you want to Sign in and join or Join as a Guest.  
Please select **'Join as a Guest'**.

Microsoft Teams



Meeting time!  
How would you like to join?

Join as a guest

Sign in and join



**Important: you may be prompted to allow Teams to access your camera and microphone; click "OK" to allow Teams to access your camera microphone so that you can participate in video chat.**

Please enter your Full Name. Be sure to toggle the switch beside the camera and microphone to enable both the camera and microphone then click **'Join now'**.

