

Wegonen doodaman gwiiwizens zhigo ikwezens?

What are the boy and girl doing?



Written by: Iris Chartrand
Edited by: Gloria Barker
Illustrated by: Dwayne Bird

Book 8/15

Acknowledgements

We acknowledge the financial support of the Government of Canada to develop 15 books to support the Ojibwe bilingual program at Riverbend School. More importantly, we thank Seven Oaks School Division and its leadership for demonstrating commitment to Indigenous language revitalization. The Ojibwe bilingual program was first launched in September 2016 from Kindergarten to Grade 3 and will grow a grade level each consecutive year. A bilingual program is defined here as dual language education where Ojibwe is used up to 50% of academic instruction during the school day.

The double vowel system is reflected throughout this series. We acknowledge the contribution each person has made in the development of these books.

- Gloria Barker, Riverbend Ojibwe Language Teacher
- Kim Guimond, Riverbend Ojibwe Language Teacher
- Jo-Anne Wright, Riverbend Ojibwe Language Teacher
- Riverbend School Administration
- Rebecca Chartrand
- Audrey Guiboche, Ojibwe Language Curriculum Developer
- Dwayne Bird, Debinan Strategy and Creative
- Ainsley Fontaine, Culture and Language Coordinator
- Shirley Roache, Ojibwe Program Elder in Resident

These books are dedicated to those that lost their language and those that aspire to learn Anishinaabemowin. These books are available for free on the Seven Oaks School Division website (www.7oaks.org) to anyone worldwide. This is our contribution to the preservation and restoration of Anishinaabemowin (Ojibwe/Saulteaux).

What are the boy and girl doing?

**Wegonen
doodaman
gwiiwizens zhigo
ikwezens?**



way/goh/nayn
dooh/duh/muhn
gwee/wih/zayns
zhih/goh
ih/kway/zayns

Gwiiwizens ozhibii'ige.

The boy is writing.

gwee/wih/zayns

oh/zih/bee' ih/gay



Ikwezens anamichige.
The girl is reading.

ihk/way/zayns

uh/nuh/mih/chih/gay



Gwiiwizens bizindam.

The boy is listening.

gwee/wih/zayns

bih/zihn/duhm



Ishke

Ikwezens giigido.
The girl is talking.

ihk/way/zayns

gee/gih/doh

A cartoon illustration of two children sitting at a brown desk. On the left, a boy with brown hair and a wide smile wears an orange t-shirt. On the right, a girl with dark hair in a braid and a purple shirt with yellow straps also smiles. On the desk in front of the boy are three books stacked: a red one on top, a white one in the middle, and a blue one at the bottom. A white speech bubble with a black outline points from the girl to the text 'Boozhoo'. The background is a plain light blue color.

Boozhoo

Gwiiwizens ishpinigeni.

**The boy is raising
his hand.**

gwee/wih/zayns

ish/pih/nih/gay/nih



**Gwiiwizens
owaabaman migizi.**

**The boy is looking
at a bird.**

gwee/wih/zayns

oh/waah/buh/muhn

mih/gih/zih



Ikwezens niimi.

The girl is dancing.

ihk/way/zayns

nee/mih



Gwiiwizens anokii.

The boy is working.

gwee/wih/zayns

uh/noh/kee



Research Ojibwe Words

Makwa
Ma'ingan

This book series is a small representation of the everyday language learning that goes on in the Ojibwe language program at Riverbend School. Anishinaabemowin is recognized as part of the Algonquian language group. In some places it is known as Saukteaux, Ojibwe, Chippewa or Nakawe. There are many dialects of Anishinaabemowin spoken across a vast geography including representation in Quebec, Ontario, Manitoba, Saskatchewan, Alberta, British Columbia and Michigan, Wisconsin, Minnesota, North Dakota, Kansas, and Oklahoma in the United States. No single dialect is considered the most prominent and no standard writing system represents all dialects. Although the dialects vary widely, they share some common features today including the use of Roman Orthography along with a Double Vowel Writing system.

These letters use the same alphabet used to write English but they do not always have the same English sounds. The double letters count as one symbol. Here is the writing system we use at the Riverbend School and in this book.

Anishinaabemowin Alphabet:

a, aa, b, ch, d, e, g, h, ' , i, ii, j, k, m, n, o, oo, p, s, sh, t, *th, w, y, z, zh

Sincerely,
Rebecca Chartrand,
Project Lead

English	Sounds like (phonetics)	English Word Example	Ojibwe Word Example
a	uh	Sounds like an English u as in up or cup	ambe (sounds like uhmbay)
aa	aah	Has a bit of an extended sound as in ah-ha or haaw	omaa (sound like omaah)
b	b	Can sound like English p/b combined	bangan
ch	ch	Can sound like English ch/j combined	apichi
d	d	Can sound like English d/t combined or d	debwe
e	ay	Sounds like a long English a as in play	awe (sounds like away)
g	g	Can sound like English g/k combined	gawiin
h	h	Sounds like English h	haawnsa
'	-	Is used like a hyphen in English	Is used to create a pause when two vowels are used consecutively like ma'iingan
i	ih	Sounds like a short English i as in bit	ikwe(sounds like ihkway)
ii	ee	Sounds like a long English e as in beet	niin (sounds like neen)
j	j	Sounds like english j	jibwaa
k	k	Can sound like english k/g combined	ikwe
m	m	Sounds like English m	makade
n	n	Sounds like English n	niimi
o	ou or oh	Sounds like the beginning of a short u in English combined with a double oo as in soup	owe (sounds like ooway or ohway)
oo	ooh	Sounds like a drawn out double oo in English as in zoo or pooh	boozhoo (sound like boozhoo)
p	p	Sounds like an English p	opin
s	s	Sounds like English s	niswe
sh	sh	Sounds like English sh	Anishinaabe
t	t	Can sound like English t/d combined	niitaa
w	w	Sounds like English w	waabang
y	y	Sounds like English y	eya
z	z	Sounds like English z	zagime
zh	zh	Sounds like English zh combined	zhaawanong

Anishinaabemowin Map





Although Anishinaabemowin is spoken across the vast geography shown in this map, the process of colonization changed the boundaries of the Anishinaabeg through population decimation, displacement and relocation. As a result of the reserve system the Anishinaabe were dispossessed of all but one percent of their traditional territory¹. As an activity, identify the First Nations communities that speak Anishinaabemowin (Ojibwe, Saukteaux) throughout the map or near you.



Copyright © 2018
Rising Sun Indigenous Education Institute

1. Pitawanakwat, B. (2009). Anishinaabemodaa pane oodenang – A qualitative study of Anishinaabe language revitalization as self-determination in Manitoba and Ontario. (Unpublished doctoral dissertation). University of Victoria, Victoria, BC.

Seven Oaks School Divison Anishinaabemowin Library



Copyright © 2018 Seven Oaks School Division
ISBN# 978-1-7753068-7-0



Mission

The desire to create an Indigenous language bilingual program was a long time coming both from staff within the Seven Oaks School Division and beyond our own generations' history. Language is the essence of who we are as Indigenous peoples. These books emerged from many people including: Elders, Seven Oaks staff, community members, parents and children who inspired these books.



Funded by the
Government
of Canada

Financé par le
gouvernement
du Canada

Canada



SEVEN OAKS
SCHOOL DIVISION

community begins here